

Scaled data based on original data using
LM-79-08 Approved Method: Electrical and Photometric Measurements of Solid-
State Lighting Products

Test Report Prepared for
Cooper Lighting Solutions
(formerly Eaton)

Brand: McGRAW-EDISON

Report Number: P200297

Luminaire Tested: **GWC-AF-01-LED-E1-SL3-7050-1200**

Issue Date: 3/3/2020

Test Information

Test Method: LM-79-08
Report Number: P200297
TEST IS SCALED FROM IESNA LM-79-08 TEST DATA (P24288)
Test Lab: INNOVATION CENTER P2
Issue Date: 3/3/2020
Manufacturer: COOPER LIGHTING SOLUTIONS (FORMERLY EATON)
Product Line: MCGRAW-EDISON
Catalog Number: GWC-AF-01-LED-E1-SL3-7050-1200
Description: GALLEON WALL LUMINAIRE
(1) 70 CRI, 5000K, 1200mA LIGHTSQUARE WITH 16 LEDS EACH AND TYPE III
SPILL LIGHT ELIMINATOR OPTICS
Light Source: -
Ballast/Driver: ELECTRONIC DRIVER

Summary

Lumens per Lamp: N/A
Luminaire Lumens: 6974 lumens
Efficiency: N/A
Efficacy: 104.1 lumens/watt
Luminous Opening: Rectangular (W 0.5' x L: 0.5' x H: 0')
IES Classification: Type III - Medium - Non-Cutoff
BUG Rating: B1 - U0 - G2

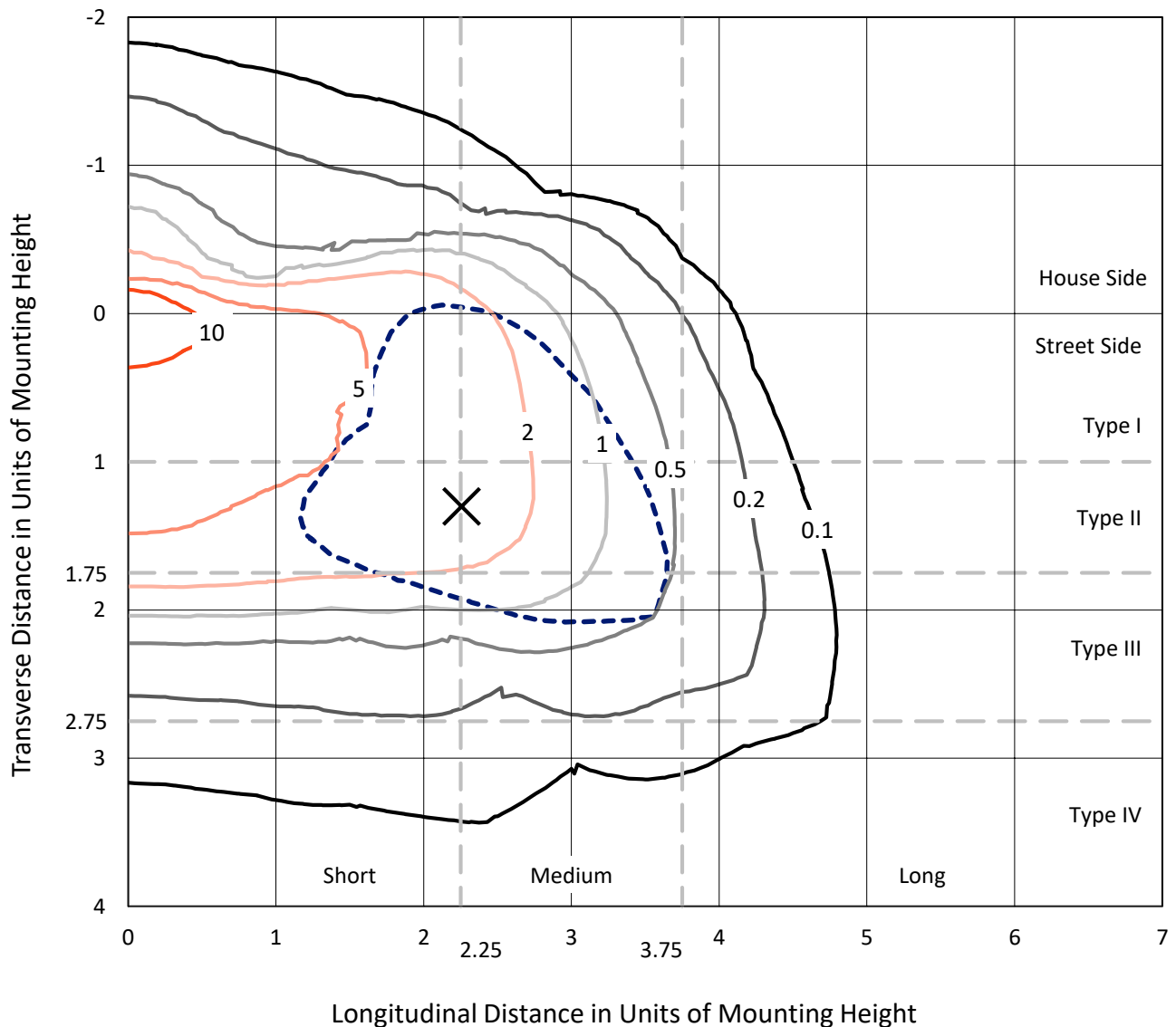
Input Watts (W): 67
Input Voltage (V): NR
Input Current (Ain): NR
Voltage Rise (V): NR
Power Factor: NR
Total Harmonic Distortion (THDi): NR
Frequency (hertz): 60
Stabilization Time: NR
Operation Time: NR
Ambient Temperature (°C): NR
Test Distance: 25 FT



REPORT NUMBER: P200297
 CATALOG NUMBER: GWC-AF-01-LED-E1-SL3-7050-1200

Iso-Footcandle Lines of Horizontal Illumination

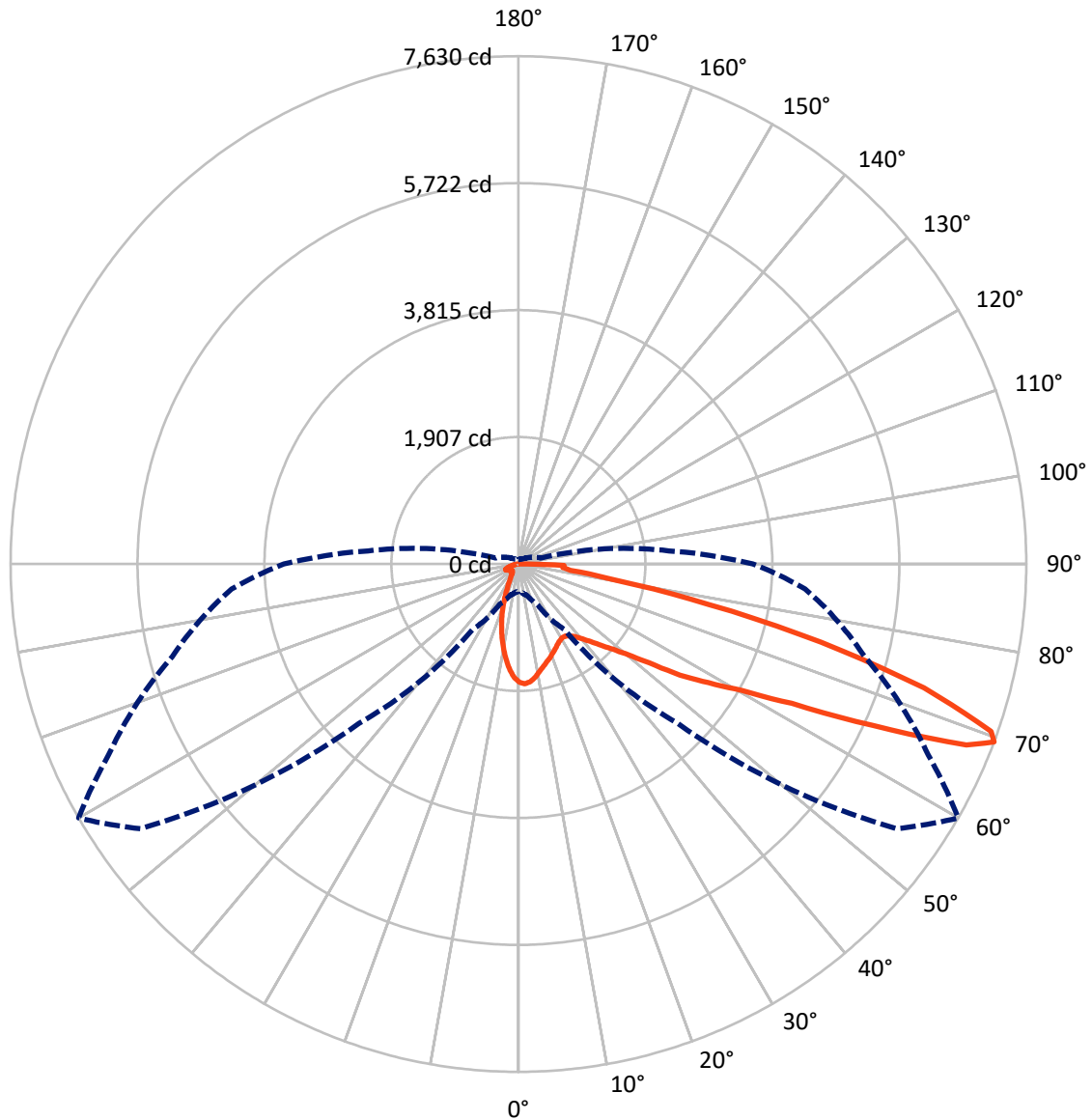
× Max cd
 - - - 1/2 Max cd



Based on 10 foot mounting height. Maximum calculated value = 17.8 fc
 Type III - Medium - Non-Cutoff

REPORT NUMBER: P200297
CATALOG NUMBER: GWC-AF-01-LED-E1-SL3-7050-1200

Luminous Intensity Polar Plot



— Vertical Plane Through 60-Deg Lateral - - - Horizontal Cone Through 69-Deg Vertical

REPORT NUMBER: P200297

CATALOG NUMBER: GWC-AF-01-LED-E1-SL3-7050-1200

FLUX DISTRIBUTION:

		Downward	Upward	Total
House Side	Lumens	992.2	0.0	992.2
	% Fixture	14.2	0.0	14.2
Street Side	Lumens	5981.8	0.0	5981.8
	% Fixture	85.8	0.0	85.8
Total	Lumens	6974.0	0.0	6974.0
	% Fixture	100.0	0.0	100.0

ZONAL LUMENS:

Zone	Lumens	% Fixture
0°-10°	150.3	2.2
10°-20°	320.1	4.6
20°-30°	407.9	5.8
30°-40°	560.8	8.0
40°-50°	909.9	13.0
50°-60°	1459.3	20.9
60°-70°	1942.2	27.8
70°-80°	1048.6	15.0
80°-90°	175.0	2.5
90°-100°	0.0	0.0
100°-110°	0.0	0.0
110°-120°	0.0	0.0
120°-130°	0.0	0.0
130°-140°	0.0	0.0
140°-150°	0.0	0.0
150°-160°	0.0	0.0
160°-170°	0.0	0.0
170°-180°	0.0	0.0
0°-90°	6974.0	100.0
0°-180°	6974.0	100.0

Coefficient of Utilization



REPORT NUMBER: P200297

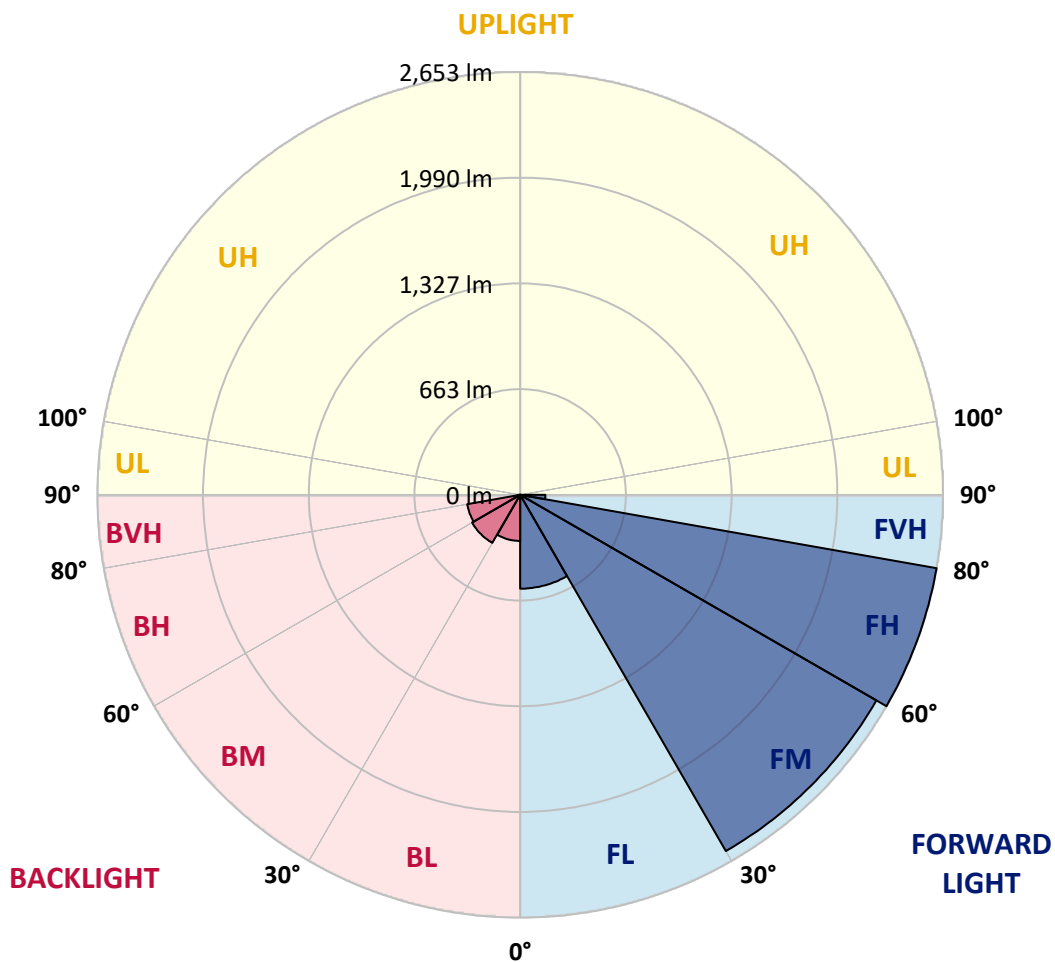
CATALOG NUMBER: GWC-AF-01-LED-E1-SL3-7050-1200

LUMINAIRE CLASSIFICATION SYSTEM LUMEN TABLE AND BUG RATING:

Zone	Lumens	% Fixture	Zone Rating/Lumen Limit		
			B	U	G
FL (0°-30°)	588.9	8.4			
FM (30°-60°)	2581.4	37.0			
FH (60°-80°)	2653.5	38.0			G2/5000
FVH (80°-90°)	158.1	2.3			G2/225
BL (0°-30°)	289.4	4.2	B1/500		
BM (30°-60°)	348.6	5.0	B1/1000		
BH (60°-80°)	337.3	4.8	B1/500		G1/500
BVH (80°-90°)	16.8	0.2			G1/100
UL (90°-100°)	0.0	0.0		U0/0	
UH (100°-180°)	0.0	0.0		U0/0	

BUG Rating: B1-U0-G2

Type III Medium





REPORT NUMBER: P200297

CATALOG NUMBER: GWC-AF-01-LED-E1-SL3-7050-1200

CANDELA DISTRIBUTION (FULL):

	0°	5°	15°	25°	35°	45°	55°	60°	65°	75°	85°
0°	1777.1	1777.1	1777.1	1777.1	1777.1	1777.1	1777.1	1777.1	1777.1	1777.1	1777.1
2.5°	1813.5	1817.5	1815.8	1814.8	1817.8	1813.1	1803.4	1800.3	1795.6	1784.5	1765.6
5°	1745.4	1757.5	1756.9	1766.0	1781.1	1785.2	1780.8	1781.5	1772.7	1758.9	1727.6
7.5°	1627.8	1632.9	1635.6	1655.5	1683.1	1705.3	1724.2	1730.3	1726.2	1714.4	1674.0
10°	1506.6	1510.6	1517.0	1540.2	1575.3	1605.9	1641.7	1662.2	1671.0	1668.9	1623.8
12.5°	1402.5	1406.5	1414.9	1441.2	1483.0	1520.7	1572.6	1598.2	1619.1	1631.5	1583.0
15°	1309.1	1317.9	1326.0	1356.3	1403.1	1452.7	1511.3	1543.6	1576.0	1603.9	1547.0
17.5°	1236.4	1245.1	1249.9	1277.5	1327.3	1388.0	1456.7	1494.8	1535.2	1581.0	1511.3
20°	1194.3	1198.3	1196.3	1211.8	1256.6	1320.9	1402.5	1446.6	1495.4	1559.5	1475.6
22.5°	1182.5	1182.8	1175.4	1173.7	1202.7	1256.9	1344.5	1398.1	1458.0	1545.3	1444.9
25°	1211.1	1210.1	1189.9	1173.4	1176.4	1208.1	1288.6	1350.9	1426.7	1542.3	1421.3
27.5°	1274.8	1277.8	1247.8	1216.8	1186.2	1185.2	1246.1	1311.8	1401.1	1556.1	1411.2
30°	1364.1	1369.1	1337.1	1297.7	1240.1	1192.6	1229.6	1288.6	1385.3	1584.7	1409.5
32.5°	1461.8	1467.1	1442.9	1401.5	1326.0	1238.4	1241.1	1290.6	1384.6	1624.8	1421.0
35°	1565.9	1571.9	1559.5	1524.4	1440.5	1323.0	1284.9	1323.3	1406.5	1686.1	1451.6
37.5°	1682.1	1691.5	1694.9	1661.5	1571.9	1434.5	1356.6	1385.3	1456.0	1771.4	1507.9
40°	1849.5	1862.7	1861.6	1813.8	1722.5	1585.1	1467.5	1474.9	1533.2	1885.2	1597.9
42.5°	2170.2	2172.9	2089.0	1984.9	1888.3	1743.4	1598.2	1592.1	1639.6	2029.4	1730.3
45°	2578.2	2567.1	2380.4	2179.3	2061.4	1925.3	1768.3	1738.7	1774.7	2205.3	1896.0
47.5°	2916.8	2891.2	2655.3	2377.8	2244.7	2123.1	1968.1	1916.2	1936.1	2404.7	2110.3
50°	3034.3	3015.1	2819.7	2542.8	2418.2	2364.3	2214.0	2140.6	2146.0	2642.5	2361.2
52.5°	3009.1	3006.4	2876.0	2651.6	2580.6	2617.6	2562.4	2463.0	2410.4	2906.7	2632.1
55°	2949.4	2955.2	2908.0	2778.3	2766.2	2862.2	3017.5	2944.1	2780.7	3173.1	2912.1
57.5°	2742.3	2757.1	2860.8	2937.7	3065.0	3207.8	3384.0	3363.1	3179.2	3461.2	3244.9
60°	2209.3	2243.7	2521.9	2906.7	3372.6	3819.3	3898.1	3849.6	3590.2	3818.6	3684.5
62.5°	1548.0	1583.7	1914.5	2516.5	3322.0	4509.9	4817.2	4607.9	4180.4	4345.2	4253.5
65°	828.7	845.9	1098.6	1746.1	2804.6	4652.4	6160.3	5842.0	5115.0	4994.4	4740.3
67.5°	457.2	466.6	563.3	881.6	1796.3	4096.9	7016.0	7256.6	6283.0	5426.6	4651.7
69°	413.4	422.1	485.5	667.7	1202.0	3387.4	6932.5	7629.5	6795.0	5383.8	4324.3
70°	404.3	412.4	469.3	615.5	972.9	2792.1	6652.5	7534.2	6917.0	5230.5	4038.6
72.5°	363.8	372.6	427.8	552.8	831.4	1392.0	5269.6	6370.2	6279.9	4535.2	3063.3
75°	339.2	347.3	441.0	541.4	796.1	881.0	3474.0	4694.9	4616.4	3172.5	1651.8
77.5°	145.2	144.5	204.5	458.2	807.9	853.0	1866.7	2932.9	2675.9	1356.0	474.3
80°	97.0	95.3	97.0	134.8	740.8	857.7	978.0	1488.7	1124.5	345.6	233.8
82.5°	83.5	82.2	85.2	82.2	260.4	979.0	831.4	791.7	534.6	196.4	115.9
85°	56.3	53.9	73.4	73.8	123.0	869.8	936.5	668.7	432.6	116.6	57.3
87.5°	27.0	26.3	42.8	52.2	72.1	353.4	1050.8	685.2	436.3	59.6	27.3
90°	0.0	0.0	0.0	0.0	0.0	0.0	0.0	0.0	0.0	0.0	0.0



REPORT NUMBER: P200297

CATALOG NUMBER: GWC-AF-01-LED-E1-SL3-7050-1200

CANDELA DISTRIBUTION (continued):

	90°	95°	105°	115°	125°	135°	145°	155°	165°	175°	180°
0°	1777.1	1777.1	1777.1	1777.1	1777.1	1777.1	1777.1	1777.1	1777.1	1777.1	1777.1
2.5°	1759.9	1746.1	1732.6	1716.4	1699.6	1680.7	1671.3	1661.9	1659.5	1656.8	1647.4
5°	1711.4	1691.8	1658.2	1621.1	1582.0	1544.0	1515.0	1496.8	1483.0	1475.9	1463.4
7.5°	1648.7	1620.1	1561.1	1497.1	1431.4	1371.5	1319.6	1286.9	1255.9	1241.4	1224.9
10°	1589.1	1546.3	1454.7	1360.4	1266.0	1175.4	1090.2	1029.9	976.3	946.3	925.1
12.5°	1537.9	1479.3	1352.3	1224.6	1095.2	966.2	838.5	738.1	654.2	610.1	587.5
15°	1488.0	1417.3	1254.9	1092.9	926.8	751.3	583.5	469.6	400.2	372.6	363.2
17.5°	1442.9	1352.3	1157.2	960.1	752.9	540.7	392.1	329.5	302.9	293.8	290.7
20°	1394.0	1286.6	1055.8	821.3	571.7	378.0	306.2	278.6	267.8	265.1	263.8
22.5°	1346.9	1221.9	958.8	672.8	410.7	291.7	263.1	251.7	250.0	252.3	252.3
25°	1306.8	1163.9	854.0	517.5	301.5	245.6	235.5	232.8	239.2	247.9	249.6
27.5°	1276.8	1116.4	742.5	382.0	240.2	213.6	213.2	217.6	233.5	250.3	253.7
30°	1256.3	1071.3	623.2	275.6	201.5	188.0	193.4	202.8	226.1	250.0	256.4
32.5°	1245.8	1038.0	498.9	213.2	172.5	165.1	174.2	185.6	208.5	230.8	239.2
35°	1253.9	1013.4	381.7	177.9	152.3	146.5	156.0	167.1	180.6	190.0	196.4
37.5°	1284.2	1003.6	288.0	159.3	138.5	133.1	140.5	146.9	152.3	155.0	158.0
40°	1349.6	1014.0	230.8	149.9	130.7	124.0	127.0	129.4	132.7	135.4	136.8
42.5°	1445.9	1045.4	206.8	146.2	126.7	116.9	116.2	117.2	121.6	126.7	127.7
45°	1580.7	1100.6	205.2	148.6	124.6	111.2	108.1	109.5	116.2	124.0	125.3
47.5°	1752.8	1184.8	218.6	155.6	126.3	108.1	103.1	104.8	113.2	123.6	125.3
50°	1961.4	1302.4	241.2	166.1	133.7	108.8	101.4	102.4	111.2	122.6	124.3
52.5°	2207.6	1469.2	265.8	176.2	141.5	113.2	102.8	100.4	108.5	118.6	120.6
55°	2481.5	1683.1	291.1	185.3	145.5	118.6	105.4	97.7	103.4	111.8	113.5
57.5°	2817.7	1982.2	334.9	194.0	148.2	122.3	108.1	95.0	97.0	103.1	104.4
60°	3272.9	2405.4	412.0	208.5	154.3	123.6	107.8	92.6	90.6	94.0	94.7
62.5°	3818.3	2864.9	476.4	226.7	164.4	124.6	105.8	91.0	85.2	85.2	85.9
65°	4142.0	2987.9	440.6	241.9	172.8	123.6	103.4	89.3	81.2	77.5	77.8
67.5°	3867.5	2627.7	377.7	244.9	172.5	118.9	99.7	86.2	77.1	71.4	71.1
69°	3523.5	2267.3	349.4	236.8	164.4	112.9	95.0	82.9	74.1	68.1	67.7
70°	3246.2	2047.3	330.8	228.1	155.6	108.5	91.3	79.8	71.8	66.0	65.4
72.5°	2360.2	1341.5	282.6	196.1	128.4	91.0	78.8	70.1	64.0	60.6	60.0
75°	1179.4	639.7	229.4	159.0	98.4	72.8	64.7	58.6	55.6	54.9	54.6
77.5°	387.4	293.1	164.1	118.6	73.1	56.9	52.2	47.8	47.2	49.2	48.5
80°	212.9	170.5	104.1	78.5	49.9	41.8	41.1	38.7	39.8	43.1	42.4
82.5°	108.5	88.6	64.3	47.2	33.7	30.0	32.7	31.3	32.7	35.7	35.4
85°	53.6	48.5	40.8	28.6	22.2	19.2	23.2	24.3	24.9	27.3	27.3
87.5°	31.0	28.6	21.6	13.5	11.1	10.1	13.5	13.1	15.5	16.8	16.5
90°	0.0	0.0	0.0	0.0	0.0	0.0	0.0	0.0	0.0	0.0	0.0

(END OF REPORT)